



CONFIGURED PRODUCT SUBMITTAL

Model #: ACA220BT3512F-FC

Serial #: ACA1512473

Year: 2015

Size: 230



Chiller Base Model: ACA220BT3512F-FC-460V Air Cooled Chiller, 230 ton

L: 26' 7"

W: 8'

H: 10'

Shipping Weight: 23,000 lbs.
Operating Weight: 25,000 lbs.

CHILLER CONFIGURATION DETAILS

Base Chiller Description - Model ACA220BT3512F-FC -460V Air Cooled Chiller, 230 ton

DOCUMENTS SPECIFIC TO THIS SUBMITTAL

CHILLER STANDARD FEATURES

- High quality oversized industrial components are employed for longer lasting trouble free operation of chiller.
- Chiller is provided with a circuit disconnect switch so that compressor can be isolated for maintenance purpose.
- Chiller is equipped with the following power connection - Single point Power Connection - (2) AWG #350 MCM
- User friendly expandable Programmable Logic Controller is employed. Systems data can be configured to customer requirements while chiller is operating.
- Operator interface Touch-Screen displays all text and graphical messages. Displays condenser & chilled water inlet/outlet temperature in a graphical manner. Any system fault is displayed on the touch screen for diagnostics.
- Chiller is equipped with all safety and operational controls.
- Master panel makes this assembly suitable for single point electric supply.

AIR COOLED CHILLER FEATURES

• Arctic Cool air-cooled chillers have dedicated refrigerant circuits for each Turbocor centrifugal compressor. This approach resolves traditional issues of operating centrifugal compressors with the higher head pressure and pressure ratio of air cooled environments and assures each compressor is directly controllable irrespective of any adjacent compressor circuits activity, and eliminates system-wide refrigerant management issues in multi-compressor single circuit approaches. A standard brazed-plate sub-cooler/interstage injection system and oversized liquid receiver allows the Arctic Cool chiller to be deployed across a wider range of duties and safely control the Turbocor environment(s). Optional adiabatic pre-coolers extend this range and energy efficiencies significantly. Refrigerant migration, inverted-start conditions, subcooling, compressor staging and optimization methods are improved by dedicating compressors, evaporator and condenser circuits, receivers, sub-coolers and EXVs.

TWO-STAGE OIL-FREE, VARIABLE-SPEED CENTRIFUGAL MAGNETIC BEARING COMPRESSOR

- Exclusive design of Oil Free Centrifugal compressor ratio of 5:1.
- Low Maintenance.
- Soft Start with 2 amp start up current.
- Low Noise TT350 @ 72dB.
- Refrigerant cooled design.
- Magnetic bearing for extraordinary friction-free service life with very low noise levels during operation.
- Infinite capacity control using internal Variable-Speed-Drive.
- Lightweight for service and rigging. Isolation valves enable compressor removal without losing refrigerant.

- Equipped with electronic protection device to monitor and control winding temperature through built-in thermistor, control of high discharge temperature, and phase loss protection.

AIR-COOLED REFRIGERATION COMPONENTS

- High quality components are employed
- NEMA 3R electrical panels are rated for outdoor use.
- ASME Shell and Tube type evaporator and high-efficiency aluminum and copper condenser coils.
- 910mm direct-DC-drive variable-speed high static pressure condenser fans.
- Relief valve with dual manifold on evaporator and liquid receiver or return line for air cooled models. Cut sheet is attached.
- Electronic Expansion valve with sensor and transducer for condenser level
- High and low pressure switches
- Liquid line moisture sight glass
- Suction and discharge service valves
- ACR refrigeration pipes.
- Liquid line service valve
- Closed-cell insulation on the Evaporator - 3/4 inch
- Air Cooled Chiller IOM: [ArcticCool AirCooled IOM D5](#)

CHILLER CONTROL PANEL

- NEMA 3R rated wired and tested electrical enclosures for power and controls.
- Circuit fused disconnect for each compressor. Fuses are Fast acting J type as indicated in the drawing.
- Line-reactor is installed and wired for each compressor.
- Control transformer with primary and secondary fusing- Fuses are CC type , Time Delay

- Genuine Danfoss MCX20 controller to provide direct digital control all Compressors
- ARCTICVIEW interface Touch Screen interface for display and control

- Specification includes the following BMS option: Modbus RTU

CONTROLS

- Entering and leaving chilled water sensors
- Freeze protection control through controller

DISPLAYS

- Low and High pressure display
- Chilled water inlet and outlet temperature display
- Condenser water in/out temperatures
- Operating compressor condition
- Operating envelope - Surge and Choke speeds
- Motor fault display

STEEL STRUCTURE AND CABINET

- Steel frame is coated with high quality corrosion resistance paint.
- Cabinet and external posts are manufactured with powder coated steel.

Base Chiller Dimensions: AS DRAWING

1. Base Construction Configurations

Chiller Base Model	ACA220BT3512F-460Volt, Air Cooled, Nom 220	Compressor Type	TT350 , 2
Voltage	460/3/60	Chiller Circuits	2
Power Connections	Single Point Power Connection (2) AWG #350 MCM	Harmonics Filter Option	No Harmonic Filter
Staging Valves	Compressor Staging Valves	EMI Filter Option	No Filters Selected

2. Evaporator Configurations

Evaporator Passes	Standard evaporator pass per design	Connection Side	Standard Back - Evaporator Connections
Evap. Flow Proof	Evaporator Flow Switch	Connection Type	Flanged Evaporator Pipe Connections
Evap. Pressure	Standard 150 PSI Evaporator Design Pressure	Water Circuits	Standard Single Water Circuit

3. Air Cooled Condenser Configurations

Condenser Fans	VSD Fans with Noise Diffuser Tops - 12 Fans
Field Wiring Option	Right Hand Field Wiring
Coil Coating	No Coating

4. Controls Configurations

Controller Type	Danfoss Standard MCX20 Chiller Controller	BMS Connectivity	Modbus RTU
Remote Web Access	No Remote Control		



Software Revision - AirCooled: 13A.5.2



Chiller Report

ACA220BT3512F-910-460Volt

Chiller Data		Compressor Data	
ChillerType	AirCooled	Software Version	Version: 1895 Date: 2013-07-25
Refrigerant	R134A	Name	TT350-G12-1-HL-E-O-NC
Number of Compressors	2	Manufacturer	Turbocor
Type	Centrifugal	Type	Centrifugal
Input Power (kW)	247.1	Power (kW)	113.9
Current (amps)	342.0	Current (amp)	160.1
Capacity (tons)	230	Capacity (tons)	230
Efficiency (kW/ton)	1.074	Efficiency (kW/ton)	0.990
Nominal Capacity (tons)	250	Power Requirements	460/3/60

Evaporator Data		Condenser Data (per Fan)		Notes Certified in accordance with the AHRI Air-Cooled Water Chilling Packages Using Vapor Compression Cycle Certification Program, which is based on AHRI Standard 550/590 (I-P). Certified units may be found in the AHRI Directory at www.ahridirectory.org
Name	ACW220EVP-CT	Name	ACC080	
Type	Flooded	Type	Air Cooled	
Inlet Temperature (°F)	52.0	Ambient Temp (°F)	95.0	
Outlet Temperature (°F)	42.0	Condensing Temp (°F)	116.6	
Length (in)	144.0	Length (in)	88.0	
Pass Count	2	Pass Count	4	
Flow (gpm)	600.2	Air Flow (scfm)	16002	
Fluid	Biogreen	Fluid	Air	
Fluid Concentration (%)	30	Refrigerant Flow (lb/hr)	3144.2	
Capacity(tons)	230	Heat of Rejection (tons)	24	
Fouling Factor (h·ft ² ·°F/Btu)	0.000102	Tube Count (Per row)	60	
Super Heat (°F)	1.8	Sub Cooling (°F)	12.8	
Pressure Drop (psi)	9.18	Pressure Drop (inH2O)	0.3	
Velocity (ft/s)	6.5	Number of Fans	12	
Reynolds Number	9970	Fan Power (kW)	1.6	

NPLV (kW/ton)

25% Load	50% Load	75% Load	100% Load	NPLV
0.347	0.391	0.713	1.074	0.477

Chiller Performance

Load	Tons	kW	RLA	Eff.	Evap Inlet (°F)	Evap Out (°F)	Evap Temp (°F)	Evap Flow (gpm)	Cond Temp (°F)	Air Flow Per Fan (scfm)	Ambient (°F)
100 %	230.0	247.09	342.0	1.074	52.0	42.0	40.7	600.2	116.6	16,000	95.0
90 %	207.0	182.29	255.5	0.881	50.3	42.0	40.6	600.2	108.6	15,000	89.0
80 %	184.0	139.48	199.5	0.758	49.4	42.0	40.8	600.2	100.8	14,000	83.0
75 %	172.5	122.92	177.6	0.713	48.9	42.0	40.8	600.2	96.1	14,500	80.0
70 %	161.0	103.11	151.3	0.640	48.4	42.0	40.9	600.2	92.5	14,000	77.0
60 %	138.0	69.34	106.7	0.502	47.5	42.0	41.0	600.2	85.9	11,500	71.0
50 %	115.0	44.97	73.3	0.391	46.6	42.0	41.1	600.2	79.0	9,500	65.0
40 %	92.0	38.06	57.1	0.414	45.7	42.0	41.2	600.2	78.0	13,000	61.0
30 %	69.0	23.36	38.0	0.339	44.8	42.0	41.3	600.2	71.7	10,500	57.0
25 %	57.5	19.96	32.1	0.347	44.3	42.0	41.3	600.2	65.4	13,000	55.0
20 %	46.0	13.67	24.2	0.297	43.8	42.0	41.3	600.2	66.5	8,500	55.0

Chiller Configuration

Compressor	FLA (amp)	RLA (amp)	Chiller FLA (amp)	Chiller MCA (amp)	Chiller MOCP (amp)
TT350	168	160	359	400	600



Chiller Model
ACA220BT3512F-FC

Free cooling information with 30 % Biogreen

Ambient	Fluid In	Fluid out	GPM	CFM per coil	BTU per coil	Ton per coil	total ton	kw / ton
35	52	44.1	567	23250	257955	21.5	172	0.15
30	52	41.8	567	23250	332390	27.7	222	0.12
25	52	41.8	567	15000	331811	27.7	221	0.11
20	52	42.2	567	10500	318807	26.6	213	0.09
10	52	41.7	567	8500	333720	27.8	222	0.06
0	52	42.1	567	5400	322950	26.9	215	0.04

note below 20 degree F the fan slow down to keep the leaving fluid temp to 44

Delta P 12 psi

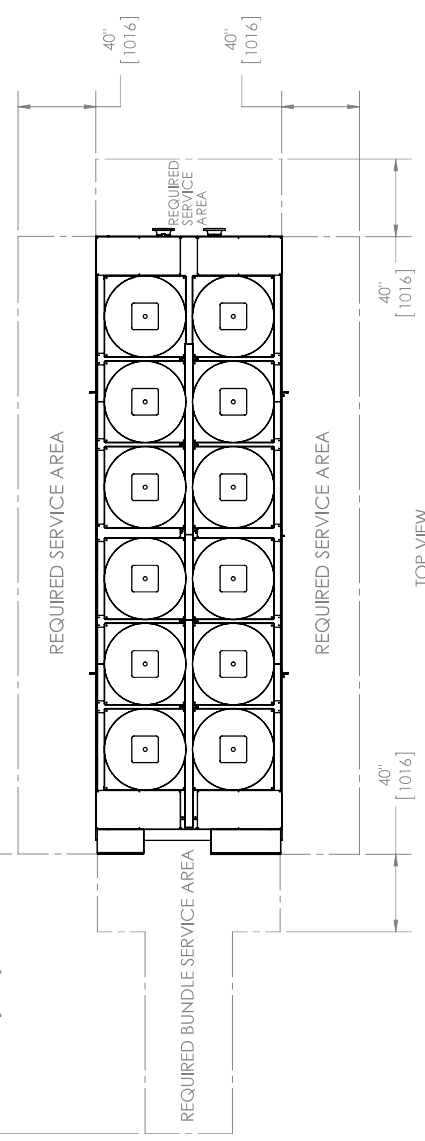
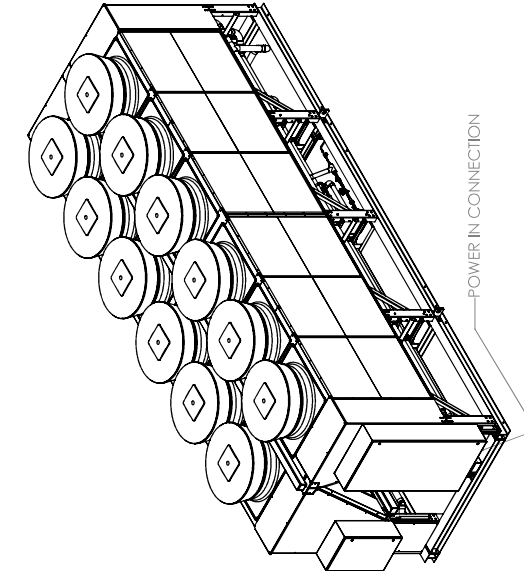
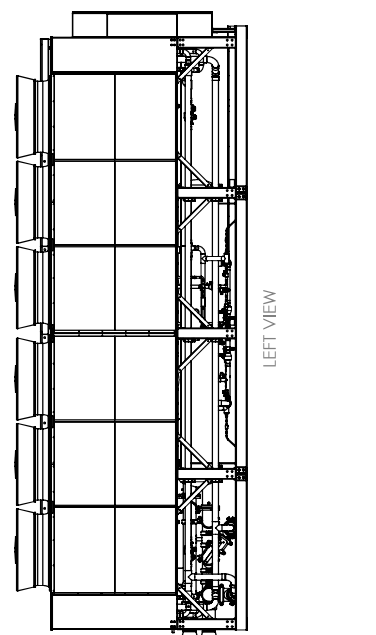
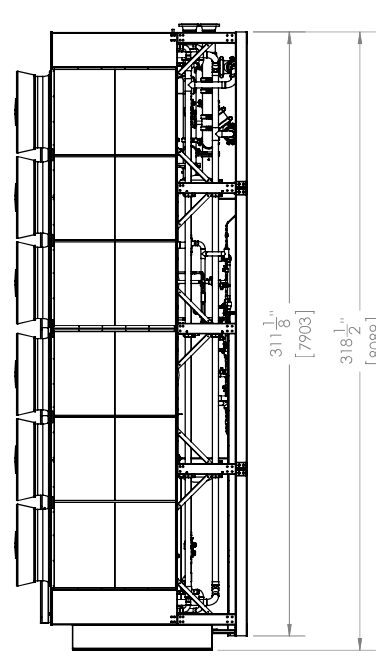
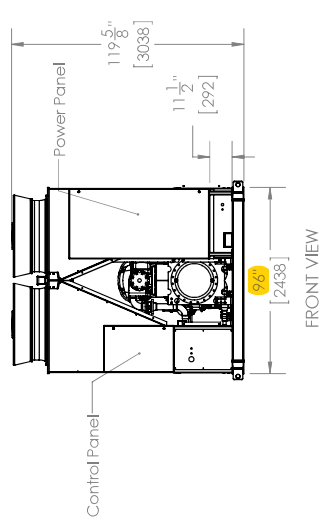
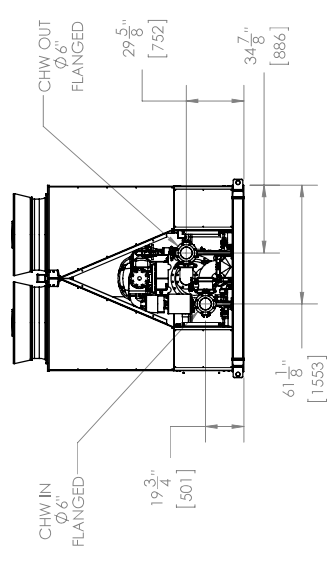
Operation Notes:

If the total tonnage of the system required is higher than the free cooling available then the mechanical cooling will run on one circuit and the other will be in free cooling

When in pre cooling mode, the fan is control by the required min STD required to achieve the required tonnage

during the Free cooling mode the fan pull 2,2Kw at full speed

for 12 fan unti the total 26.4



NOTES:
 1. FLUID CONNECTIONS ARE TENTATIVE LOCATIONS.
 2. ALL DIMENSIONS ± 1/2" [13mm], UNLESS OTHERWISE INDICATED.
 3. DUE TO CONTINUOUS PRODUCT IMPROVEMENTS, THIS DOCUMENT IS SUBJECT TO CHANGE WITHOUT NOTICE.



Model No.	Order No.	Rev.	Date

Weight	Shipping Weight
23,300 lbs	25,100 lbs

Part No.	Quantity	Description

Shipping Wt.: 23,300 lbs
 Operating Wt.: 25,100 lbs
 Scale: NTS Sheet No. 1 of 1 Rev.