

Model YVAA Air-Cooled Screw Compressor Liquid Chillers With Variable Speed Drive Style A

Model #: YVAA0295HEV46BA
Serial #: 11531H42929796

Year: 2014
Size: 295 Tons

150-500 Tons
525-1750 kW
2 Compressor
50 and 60 Hz
HFC-134a



L: 31' 8"
W: 7' 5"
H: 8'

Shipping Weight: 18,205 lbs.
Operating Weight: 19,065 lbs.



BY JOHNSON CONTROLS

Nomenclature

YVAA

YVAA



UNIT TYPE
YORK Chiller
Air Cooled Screw
Design Series A

029

021



FRAME SIZE

5EHV

3 A X X



CONFIGURATION
Condenser Code
Evaporator Code
Compressor Code
Condenser Fan &
Sound Kit Code

46

46



VOLTAGE CODE
-17 = 208-3-60
-28 = 230-3-60
-40 = 380-3-60
-42 = 400-3-60
-46 = 460-3-60
-50 = 380-415-3-50
-58 = 575-3-60

B

A



DEVELOPMENT LEVEL

A

A



REFRIGERANT
HFC - 134a

Approvals

- ASME Boiler and Pressure Vessel Code – Section VIII Division 1.
- AHRI Standard 550/590 and 551/591.
- UL 1995 – Heating and Cooling Equipment
- ASHRAE 15 – Safety Code for Mechanical Refrigeration
- ASHRAE Guideline 3 – Reducing Emission of Halogenated Refrigerants in Refrigeration and Air-Conditioning Equipment and Systems
- N.E.C. – National Electrical Code
- OSHA – Occupational Safety and Health Act

Physical Data - Microchannel Coil - English (SI) (Cont'd)

The data shown in this table is applicable to selected typical configurations. Other configurations are available through our configuration/selection software. Please contact your nearest Johnson Controls Sales Office for the chiller configuration that best matches your specific needs.

UNIT FRAME	23	24	24	26	27	27	27	27	29	30
CONDENSER CODE	3	5	8	3	0	3	5	8	5	3
EVAPORATOR CODE	B	C	C	B	D	D	E	E	E	C
GENERAL UNIT DATA										
Number of Independent Refrigerant Circuits	2									
Refrigerant Charge, R-134a, Circuit.-1/Circuit.-2, lbs (kg)	210/190 (95/86)	250/225 (113/102)	250/250 (113/113)	210/210 (95/95)	250/250 (114/114)	265/265 (120/120)	265/265 (120/120)	270/270 (122/122)	310/265 (141/120)	290/245 (132/111)
Oil Charge, Circuit.-1/Circuit.-2, gal (liters)	2.7/2.6 (10.1/9.7)	2.9/2.8 (11.1/10.5)	2.9/2.9 (11.1/11.1)	2.7/2.7 (10.1/10.1)	3.0/3.0 (11.4/11.4)	3.0/3.0 (11.4/11.4)	3.0/3.0 (11.4/11.4)	3.1/3.1 (11.6/11.6)	4.2/3.1 (15.9/11.7)	4.1/3.0 (15.5/11.4)
Minimum Load %	10%									
Unit shipping weight, lbs (kg) ¹	13288 (6027)	15873 (7200)	16634 (7545)	14076 (6385)	15513 (7037)	16275 (7382)	16991 (7707)	17753 (8052)	18205 (8258)	17114 (7763)
Operating Weight, lbs (kg) ¹	13750 (6237)	16636 (7546)	17398 (7891)	14538 (6594)	16342 (7413)	17103 (7758)	17851 (8097)	18612 (8442)	19065 (8648)	17877 (8109)
Chassis Dimensions - Length, inches (mm)	291.2 (7397)	335.2 (8514)	379.1 (9631)	335.2 (8514)	291.2 (7397)	335.2 (8514)	335.2 (8514)	379.2 (9631)	379.2 (9631)	379.2 (9631)
Chassis Dimensions - Width, inches (mm)	88.3 (2242)	88.3 (2242)	88.3 (2242)	88.3 (2242)	88.3 (2242)	88.3 (2242)	88.3 (2242)	88.3 (2242)	88.3 (2242)	88.3 (2242)
Chassis Dimensions - Height, inches (mm)	94.6 (2403)	94.6 (2403)	94.6 (2403)	94.6 (2403)	94.6 (2403)	94.6 (2403)	94.6 (2403)	94.6 (2403)	94.6 (2403)	94.6 (2403)
COMPRESSORS, SEMI-HERMETIC SCREW										
Quantity per Chiller	2									
CONDENSER FANS										
Number Circuit-1/Circuit-2	7/5	8/6	8/8	7/7	6/6	7/7	7/7	8/8	9/7	9/7
Air on Condenser (Min/Max), °F (°C)	0°F/131°F (-17.8°C/55°C)									
EVAPORATOR, SHELL AND TUBE HYBRID FALLING FILM ²										
Water Volume, gal (liters)	58 (220)	71 (269)	71 (269)	58 (220)	82 (310)	82 (310)	113 (428)	113 (428)	113 (428)	71 (269)
Leaving Water Temperature (Min/Max), °F (°C) ²	40/70 (4.4/21.1)									
Maximum Water Side Pressure, psig (barg)	150 (10.3)									
Maximum Refrigerant Side Pressure, psig (barg)	235 (16.2)									
Evaporator Drain Connection, inches (mm)	3/4 (19)									

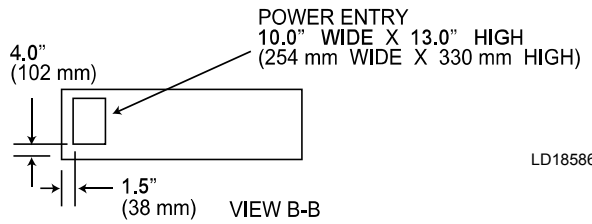
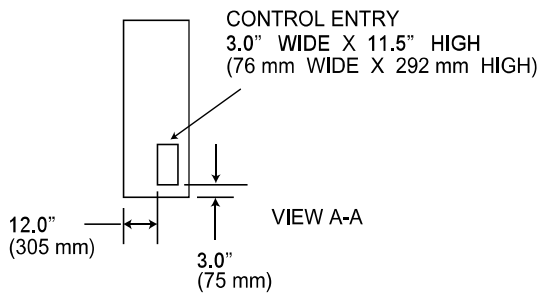
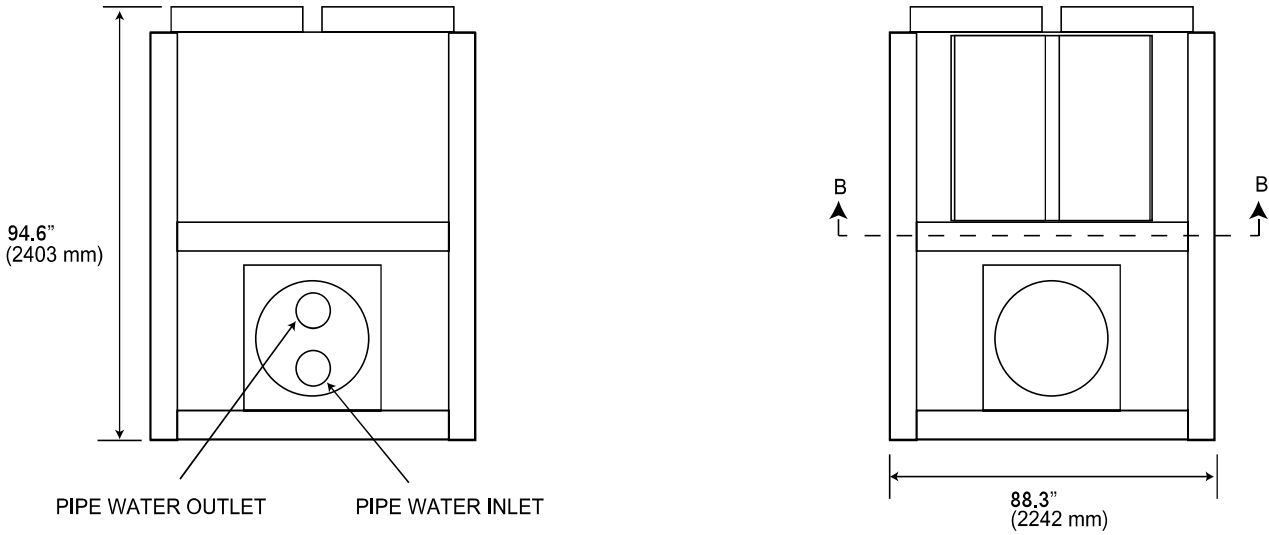
NOTES:

- Shipping and operating weights shown are for base unit; selected options may add weight to unit. Contact your nearest Johnson Controls Sales office for weight data.
- For leaving liquid temperature below 40°F(4.4°C) or above 70°F (21.1°C), contact your nearest Johnson Controls Sales Office for application requirements.

Dimensions

The data shown in this figure is applicable to selected typical configurations. Other configurations are available through our configuration/selection software. Please contact your nearest Johnson Controls Sales Office for the chiller configuration that best matches your specific needs.

ENGLISH AND SI DIMENSIONS



LD18586