



Model #: AFHX280-6SR

280 Tons

Serial #: 2A92000033

AFHX Series

Air Cooled Screw Flooded Chillers

Cooling Capacity: 208 to 557 Tons (732 to 1959 kW)



L: 30' 0"

W: 7' 4"

H: 8' 1"

Shipping Weight: 23,645 lbs
Operating Weight: 24,205 lbs



R134a

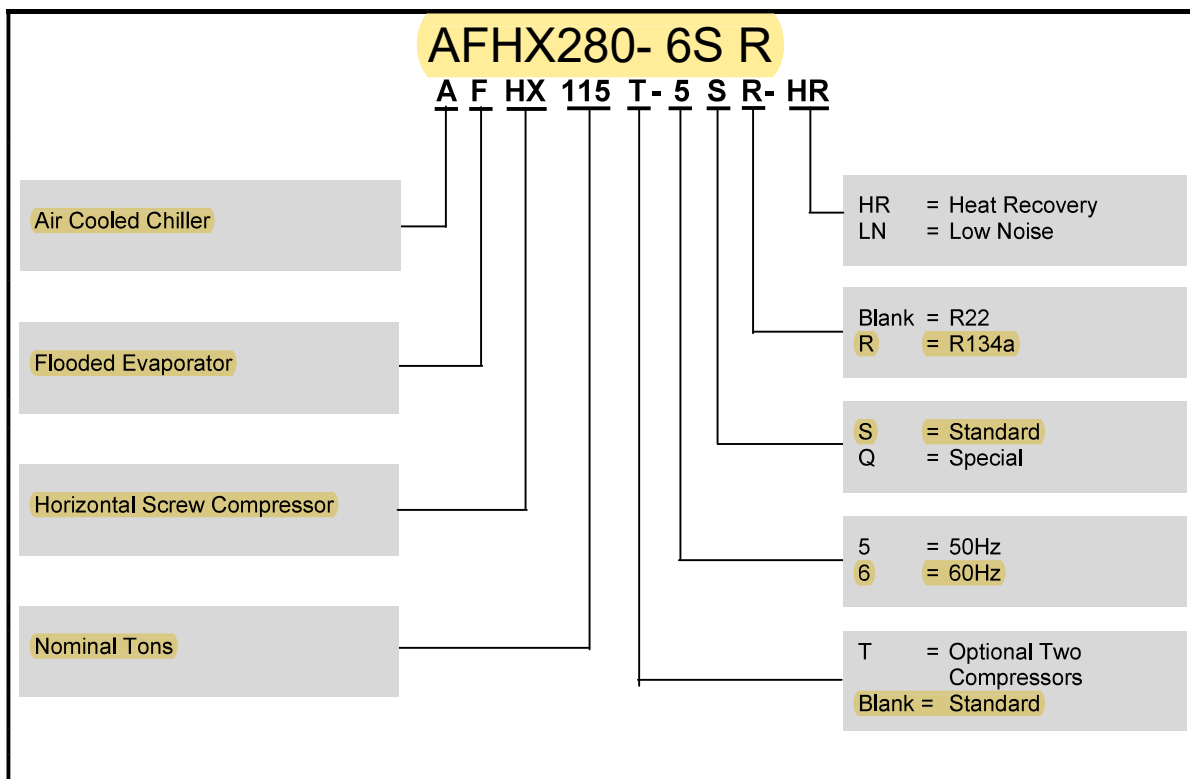
DUNHAM-BUSH

Products that perform...By people who care

TABLE OF CONTENT

	PAGE NO
Nomenclature	2
Advantages of Flooded Chiller.....	3
Unit Features	5
Operating Benefits	8
Typical Sequence of Operation	9
Application Data.....	10
Physical Specifications	11
Performance Data.....	12
Dimensional Data	13
Dimensional Clearance.....	16
Floor Loading Diagram	17
Condenser Fan	18
Sound Pressure Level at 10M- Free Field.....	18
Pressure Drop.....	19
Electrical Data.....	19
Typical Wiring Schematic	20

NOMENCLATURE





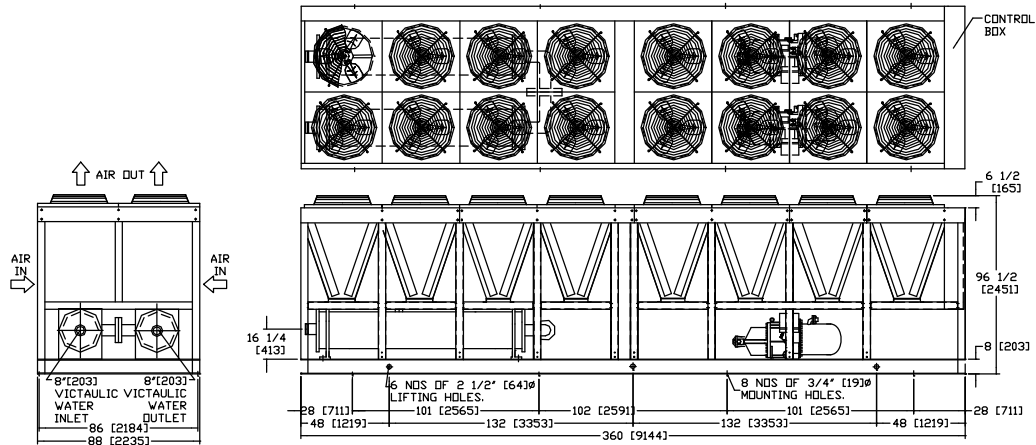
PHYSICAL SPECIFICATIONS

MODEL AFHX		210-6SR	220-6SR	235-6SR	260-6SR	280-6SR	310-6SR
COMPRESSOR							
MODEL (QTY)		HX 1817 X 1	HX 1709 X 1 HX 1711 X 1	HX 1711 X 2	HX 1711 X 1 HX 1811 X 1	HX 1811 X 2	HX 1813 X 2
RPM		3550	3550	3550	3550	3550	3550
NOMINAL CAPACITY	TR	208	220	235	257	280	309
MIN. % UNIT CAPACITY REDUCTION		25%	12.5%	12.5%	12.5%	12.5%	12.5%
EVAPORATOR							
MODEL (QTY)		L1R (1)	D2R (2)	J1R (2)	J1R (2)	K1R (2)	K2R (2)
WATER CONNECTOR	INCH[MM]	8[203]	8[203]	8[203]	8[203]	8[203]	8[203]
NOM. WATER FLOW / PD	GPM / FT IN WG	499/ 14.67	529/ 7.2	565/ 9.63	618/ 11.16	673/ 11.25	743/ 11.53
MIN/ MAX WATER FLOW	GPM	159/ 787	235/ 1174	236/ 1174	236/ 1174	257/ 1281	283/ 1409
MIN/ MAX WATER PD	FT IN WG.	1.89/ 33.28	1.65/ 30.52	1.96/ 35.56	1.96/ 35.56	1.99/ 36.06	2.02/ 36.77
CONDENSER							
COIL ROWS DEEP/ TOTAL FA (SQ.FT)		4/ 282.3	4/ 282.3	4/ 282.3	4/ 141.2, 3/ 188.2	3/ 376.4	4/ 188.2, 3/ 188.2
NO. OF FAN		12	12	12	14	16	16
FAN DIA.	MM	800(12)	800(12)	800(12)	860(14)	860(16)	860(16)
MOTOR KWI (QTY)		2.0(12)	2.0(12)	2.0(12)	3.0(14)	3.0(16)	3.0(16)
FLA, AMP (QTY)		3.8(12)	3.8(12)	3.8(12)	4.9(14)	4.9(16)	4.9(16)
TOTAL CFM		157500	156177	153594	230034	265944	257460
MIN. AMBIENT TEMP. (F) AT MIN. LOAD		45	45	45	45	45	45
ELECTRICAL							
NOM. VOLTAGE		460/3/60	460/3/60	460/3/60	460/3/60	460/3/60	460/3/60
UNIT RLA	A	341.3	366.5	394.5	449.8	488.5	508.3
UNIT MAX. INRUSH	A	530.1	416.2	444.2	494.5	524.3	653.1
GENERAL							
UNIT LENGTH	INCH[MM]	276[7010]	276[7010]	276[7010]	318[8077]	360[9144]	381[9677]
UNIT WIDTH	INCH[MM]	88[2235]	88[2235]	88[2235]	88[2235]	88[2235]	88[2235]
UNIT HEIGHT	INCH[MM]	96.5[2451]	96.5[2451]	96.5[2451]	96.5[2451]	96.5[2451]	96.5[2451]
SHIPPING WEIGHT	LBS[KG]	17199[7801]	18690[8478]	19596[8889]	21328[9674]	23645[10725]	25162[11413]
OPERATING WEIGHT	LBS[KG]	17542[7957]	19107[8667]	20099[9117]	21831[9827]	24205[10979]	25768[11688]
OPERATING CHARGE R134a	LBS[KG]	567[257]	600[272]	642[291]	703[319]	794[360]	877[398]

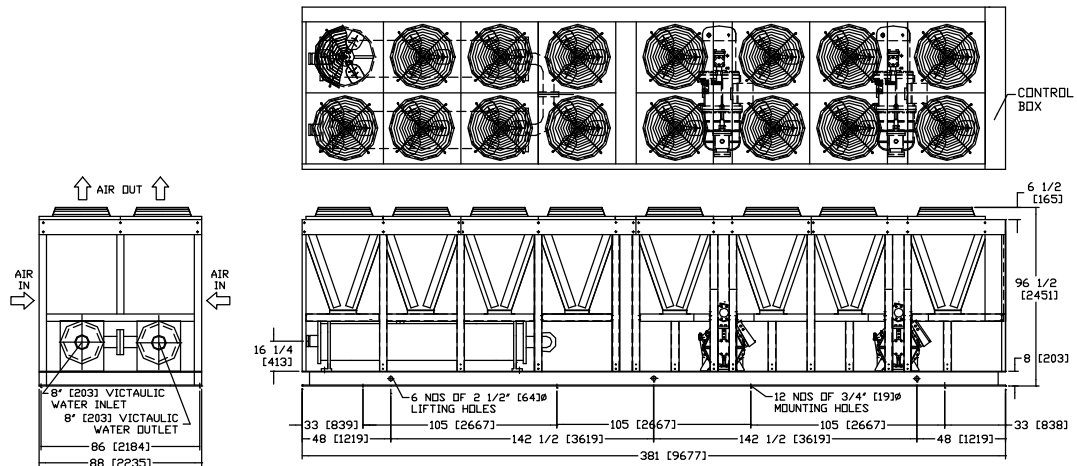
MODEL AFHX		355-6SR	405-6SR	435-6SR	460-6SR	515-6SR	555-6SR
COMPRESSOR							
MODEL (QTY)		HX 1813 X 1 HX 1816 X 1	HX 1816 X 2	HX 1817 X 2	HX 1813 X 3	HX 1816 X 1 HX 1813 X 2	HX 1816 X 2 HX 1813 X 1
RPM		3550	3550	3550	3550	3550	3550
NOMINAL CAPACITY	TR	355	402	434	460	512	557
MIN. % UNIT CAPACITY REDUCTION		12.5%	12.5%	12.5%	8.33%	8.33%	8.33%
EVAPORATOR							
MODEL (QTY)		L2R (2)	L3R (2)	M1R (2)	L2R (1), M2R (1)	L3R (1), M2R (1)	L3R (1), M3R (1)
WATER CONNECTOR	INCH[MM]	10[254]	10[254]	12[305]	12[305]	12[305]	12[305]
NOM. WATER FLOW / PD	GPM / FT IN WG	852/ 9.02	966/ 10.03	1042/ 9.17	1104/ 11.89	1231/ 14.45	1337/ 14.95
MIN/ MAX WATER FLOW	GPM	365/ 1810	390/ 1948	436/ 2173	411/ 2040	423/ 2109	439/ 2184
MIN/ MAX WATER PD	FT IN WG.	1.96/ 35.14	1.96/ 35.59	1.93/ 34.47	1.95/ 34.81	1.94/ 35.04	1.97/ 35.22
CONDENSER							
COIL ROWS DEEP/ TOTAL FA (SQ.FT)		4/ 188.2, 3/ 235.3	4/ 235.3, 3/ 235.3	4/ 470.6	3/ 256.7, 4/ 385	4/ 641.7	4/ 641.7
NO. OF FAN		18	20	20	20	20	20
FAN DIA.	MM	860(18)	860(20)	860(20)	860(20)	860(20)	860(20)
MOTOR KWI (QTY)		3.0(18)	3.0(20)	3.0(20)	3.0(20)	4.0(20)	4.0(20)
FLA, AMP (QTY)		4.9(18)	4.9(20)	4.9(20)	4.9(20)	6.5(20)	6.5(20)
TOTAL CFM		289863	316260	309225	347340	381612	373422
MIN. AMBIENT TEMP. (F) AT MIN. LOAD		45	45	45	45	45	45
ELECTRICAL							
NOM. VOLTAGE		460/3/60	460/3/60	460/3/60	460/3/60	460/3/60	460/3/60
UNIT RLA	A	585.4	655.8	695.7	755.4	827.8	896.9
UNIT MAX. INRUSH	A	726.7	781.4	883.7	896	974.7	1023.6
GENERAL							
UNIT LENGTH	INCH[MM]	423[10744]	465[11811]	465[11811]	444[11278]	444[11278]	444[11278]
UNIT WIDTH	INCH[MM]	88[2235]	88[2235]	88[2235]	88[2235]	88[2235]	88[2235]
UNIT HEIGHT	INCH[MM]	96.5[2451]	96.5[2451]	96.5[2451]	120.5[3061]	120.5[3061]	120.5[3061]
SHIPPING WEIGHT	LBS[KG]	27977[12690]	32270[14637]	33567[15226]	34716[15747]	36759[16673]	37994[17234]
OPERATING WEIGHT	LBS[KG]	28749[13040]	33091[15010]	34492[15646]	35582[16140]	37648[17077]	38912[17651]
OPERATING CHARGE R134a	LBS[KG]	1005[456]	1140[517]	1228[557]	1303[591]	1453[659]	1576[715]

DIMENSIONAL DATA

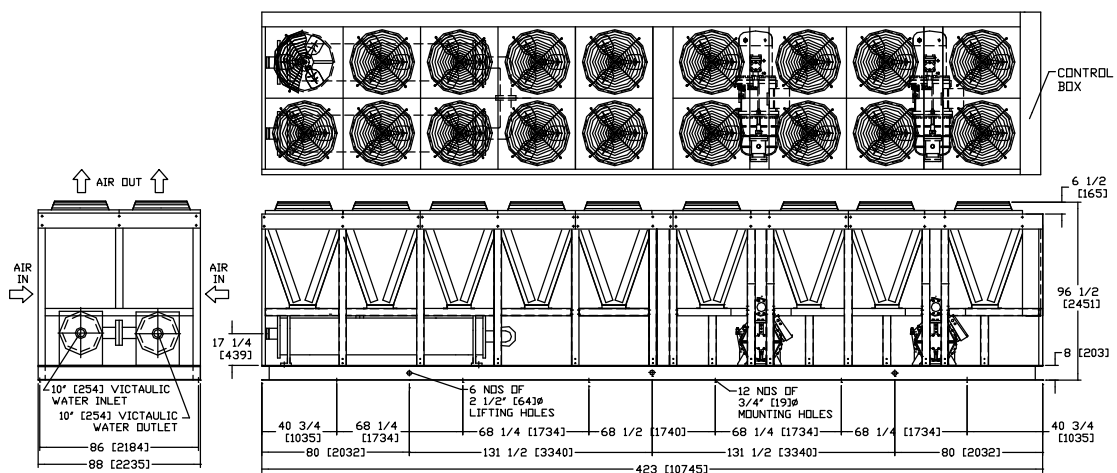
AFHX 280-6SR



AFHX 310-6SR



AFHX 355-6SR



NOTE : ALL DIMENSIONS ARE IN INCHES(MM).